



## MZ-2 / DEMIO '03-'07 (BLACK PRIMED COVER)

**TH-622** (VM-322)  
CABLE TYPE, CONVEX GLASS



## MZ-2 / DEMIO '03-'07 (BLACK PRIMED COVER)

**TH-622E** (VM-322E)  
ELECTRIC TYPE, CONVEX GLASS

**TH-622HE** (VM-322EH)  
ELECTRIC, HEATED, CONVEX GLASS

**TH-622EB** (VM-322EB)  
ELECTRIC, POWER FOLDABLE, CONVEX GLASS

**TH-622HEB** (VM-322EBH)  
ELECTRIC, HEATED, POWER FOLDABLE, CONVEX GLASS



## MZ-2 / DEMIO '03-'07 (PERFORMANCE TYPE)

**TH-622-00** CABLE TYPE, W/LED LAMP & FOOT LAMP



## MZ-2 / DEMIO '03-'07 (PERFORMANCE TYPE)

**TH-622E-00** ELECTRIC TYPE, W/LED LAMP & FOOT LAMP

**TH-622HE-00** ELECTRIC, HEATED, W/LED LAMP & FOOT LAMP

**TH-622EB-00** ELECTRIC, POWER FOLDABLE, W/LED LAMP & FOOT LAMP

**TH-622HEB-00** ELECTRIC, HEATED, POWER FOLDABLE,  
W/LED LAMP & FOOT LAMP

## MZ-2 '07- (PRIMED COVER)

**TH-632E** (VM-334EP) ELECTRIC TYPE

**TH-632HE** (VM-334EHP) ELECTRIC, HEATED

**TH-632EB** (VM-334EB) ELECTRIC, POWER FOLDABLE

**TH-632HEB** (VM-334EBH) ELECTRIC, HEATED, POWER FOLDABLE



**TH-632E-00** (VM-334NEP) ELECTRIC TYPE, W/LED LAMP

**TH-632HE-00** (VM-334NEHP) ELECTRIC, HEATED, W/LED LAMP

**TH-632HEB-00** (VM-334NEBH) ELECTRIC, HEATED, POWER FOLDABLE,  
W/LED LAMP



## MZ-3 / AXELA '03-'09 (BLACK PRIMED COVER)

**TH-623** (VM-324)  
CABLE TYPE, CONVEX GLASS

**TH-623E** (VM-324E)  
ELECTRIC TYPE, CONVEX GLASS

**TH-623HE** (VM-324EH)  
ELECTRIC, HEATED, CONVEX GLASS

**TH-623EB** (VM-324EB)  
ELECTRIC, POWER FOLDABLE, CONVEX GLASS

**TH-623HEB** (VM-324EBH)  
ELECTRIC, HEATED, POWER FOLDABLE, CONVEX GLASS



## MZ-3 / AXELA '03-'09 (PERFORMANCE TYPE)

**TH-623-00** CABLE TYPE, W/LED LAMP & FOOT LAMP

**TH-623E-00** ELECTRIC TYPE, W/LED LAMP & FOOT LAMP

**TH-623HE-00** ELECTRIC, HEATED, W/LED LAMP & FOOT LAMP

**TH-623EB-00** ELECTRIC, POWER FOLDABLE, W/LED LAMP & FOOT LAMP

**TH-623HEB-00** ELECTRIC, HEATED, POWER FOLDABLE,  
W/LED LAMP & FOOT LAMP



## MZ-3 '09- (PRIMED COVER)

**TH-633E** (VM-336EP) ELECTRIC TYPE

**TH-633HE** (VM-336EHP) ELECTRIC, HEATED

**TH-633EB** (VM-336EB) ELECTRIC, POWER FOLDABLE

**TH-633HEB** (VM-336EBH) ELECTRIC, HEATED, POWER FOLDABLE

**TH-633E-00** (VM-336NEP) ELECTRIC TYPE, W/LED LAMP

**TH-633HE-00** (VM-336NEHP) ELECTRIC, HEATED, W/LED LAMP

**TH-633HEB-00** (VM-336NEBH) ELECTRIC, HEATED, POWER FOLDABLE,  
W/LED LAMP



## MZ-3 '13- (PRIMED COVER, W/GLASS BASE)

**TH-643HE-00** (VM-341EHP)  
ELECTRIC, HEATED, W/LED LAMP

**TH-643HEB-00** (VM-341EBP)  
ELECTRIC, HEATED, POWER FOLDABLE, W/LED LAMP

**TH-643NHEB-00** (VM-341NEBP)  
ELECTRIC, HEATED, POWER FOLDABLE, W/LED LAMP, W/BLIND SPOT ASSIST



## MZ-6 / ATENZA '02-'07 (BLACK PRIMED COVER)

**TH-626E** (VM-321E)  
ELECTRIC TYPE, CONVEX GLASS

**TH-626HE** (VM-321EH)  
ELECTRIC, HEATED, CONVEX GLASS

**TH-626EB** (VM-321EB)  
ELECTRIC, POWER FOLDABLE, CONVEX GLASS

**TH-626HEB** (VM-321EBH)  
ELECTRIC, HEATED, POWER FOLDABLE, CONVEX GLASS



## MZ-6 / ATENZA '02-'07 (PERFORMANCE TYPE)

**TH-626E-00** ELECTRIC TYPE, W/LED LAMP & FOOT LAMP

**TH-626HE-00** ELECTRIC, HEATED, W/LED LAMP & FOOT LAMP

**TH-626EB-00** ELECTRIC, POWER FOLDABLE, W/LED LAMP & FOOT LAMP

**TH-626HEB-00** ELECTRIC, HEATED, POWER FOLDABLE,  
W/LED LAMP & FOOT LAMP



## MZ 6 '08- (PRIMED COVER)

**TH-636E** (VM-335EP) ELECTRIC TYPE

**TH-636HE** (VM-335EHP) ELECTRIC, HEATED

**TH-636EB** (VM-335EB) ELECTRIC, POWER FOLDABLE

**TH-636HEB** (VM-335EBH) ELECTRIC, HEATED, POWER FOLDABLE

**TH-636E-00** (VM-335NEP) ELECTRIC TYPE, W/LED LAMP

**TH-636HE-00** (VM-335NEHP) ELECTRIC, HEATED, W/LED LAMP

**TH-636HEB-00** (VM-335NEBH) ELECTRIC, HEATED, POWER FOLDABLE,  
W/LED LAMP



## MZ-6 '12- (PRIMED COVER, W/GLASS BASE)


**TH-646HE-00** (VM-340EHP)  
ELECTRIC, HEATED, W/LED LAMP

**TH-646HEB-00** (VM-340EBP)  
ELECTRIC, HEATED, POWER FOLDABLE, W/LED LAMP

**TH-646NHEB-00** (VM-340NEBP)  
ELECTRIC, HEATED, POWER FOLDABLE, W/LED LAMP, W/BLIND SPOT ASSIST




**MZ-6 12-**  
**TH-646HS** (VM-340CP)  
 MIRROR PRIMED COVER ONLY



**MZ-3 '13- / MZ-6 12-**  
**TH-646AGH** (VM-340AGH)  
 MIRROR ASPHERICAL GLASS BASE, W/HEATED

**TH-646GH** (VM-340GH)  
 MIRROR CONVEX GLASS BASE, W/HEATED



**MZ-3 '13- / MZ-6 12-**  
**TH-646NAGH** (VM-340NAGH)  
 MIRROR ASPHERICAL GLASS BASE, W/HEATED, **W/BLIND SPOT ASSIST**

**TH-646NGH** (VM-340NGH)  
 MIRROR CONVEX GLASS BASE, W/HEATED, **W/BLIND SPOT ASSIST**



**MZ-323 FAMILIA '85-'89 / FD LASER '86-**  
**TH-2005**  
 LEVER TYPE



**MZ-323 PROTEGE / FD TIERRA '98-'03**  
**TH-323** (VM-325)  
 CABLE TYPE, CONVEX GLASS, BLACK TEXTURED COVER



**MZ-323 PROTEGE / FD TIERRA '98-'03**  
**TH-323E** (VM-325E)  
 ELECTRIC TYPE, CONVEX GLASS, BLACK TEXTURED COVER

**TH-323EP** (VM-325EP)  
 ELECTRIC TYPE, CONVEX GLASS, BLACK PRIMED COVER

**TH-323HE** (VM-325EH)  
 ELECTRIC, HEATED, CONVEX GLASS, BLACK TEXTURED COVER

**TH-323HEP** (VM-325EHP)  
 ELECTRIC, HEATED, CONVEX GLASS, BLACK PRIMED COVER



## MZ-323 PROTEGE / FD TIERRA '98-'03

**TH-323EB** (VM-325EB)  
ELECTRIC, POWER FOLDABLE, CONVEX GLASS, BLACK PRIMED COVER

**TH-323HEB** (VM-325EBH)  
ELECTRIC, HEATED, POWER FOLDABLE, CONVEX GLASS,  
BLACK PRIMED COVER



## MZ-323 '98-'03 (PERFORMANCE TYPE)

**TH-323E-00** ELECTRIC TYPE, **W/LED LAMP**

**TH-323HE-00** ELECTRIC, HEATED, **W/LED LAMP**

**TH-323EB-00** ELECTRIC, POWER FOLDABLE, **W/LED LAMP**

**TH-323HEB-00** ELECTRIC, HEATED, POWER FOLDABLE, **W/LED LAMP**



## CX-5 '12- (PRIMED COVER, W/GLASS BASE)

**TH-645HE-00** (VM-338EHP)

ELECTRIC, HEATED, W/ LED LAMP

**TH-645HEB-00** (VM-338EB)

ELECTRIC, HEATED, POWER FOLDABLE, W/ LED LAMP

**TH-645NHEB-00** (VM-338NEB)


ELECTRIC, HEATED, POWER FOLDABLE, W/ LED LAMP, **W/BLIND SPOT ASSIST**



## CX-5 '12-

**TH-645HS** (VM-338CP)

MIRROR PRIMED COVER ONLY




## CX-5 '12-

**TH-645AGH** (VM-338AGH)

MIRROR ASPHERICAL GLASS BASE, W/HEATED

**TH-645GH** (VM-338GH)

MIRROR CONVEX GLASS BASE, W/HEATED



## CX-5 '12-

**TH-645NAGH** (VM-338NAGH)

MIRROR ASPHERICAL GLASS BASE, W/HEATED, **W/BLIND SPOT ASSIST**

**TH-645NGH** (VM-338NGH)

MIRROR CONVEX GLASS BASE, W/HEATED, **W/BLIND SPOT ASSIST**



## CX-9 '11- (PRIMED COVER, W/GLASS BASE)



**TH-639E** (VM-339EP)

ELECTRIC TYPE

**TH-639HE** (VM-339EHP)

ELECTRIC, HEATED

**TH-639HE-00** (VM-339NEHP)

ELECTRIC, HEATED, WITH LED LAMP

**TH-639MHE-00** (VM-339NEHPC)

ELECTRIC, HEATED, MEMORY, WITH LED LAMP

**TH-639MEB-00** (VM-339NEBHC)

ELECTRIC, HEATED, POWER FOLDABLE, MEMORY, WITH LED LAMP



## PREMACY '00-'05 (BLACK PRIMED COVER)

**TH-634HE** (VM-330EHP)

ELECTRIC, HEATED, CONVEX GLASS

**TH-634HEB** (VM-330EBP)

ELECTRIC, HEATED, POWER FOLDABLE, CONVEX GLASS



## B-2200 UB-45

**TH-2008**

PICK UP



## B-1800, B-2000

**TH-2018**

PICK UP



**TH-1568**  
BANGO 1800, 2000



**TH-1571**  
BANGO MAXI 1985



**TH-1571B**  
MAXI, BIG HEAD



**TH-1569**  
BANGO E1800



**TH-1579B**  
MAXI, BIG HEAD



**TH-1579**  
MAXI, BANGO



**TH-1660**  
NEW TYPE  
T4000 / 3500 / 3000



**TH-1621**  
TRUCK  
T2000 / 3500 / 2600 / 4100



**TH-1578**  
MAXI, BANGO



**TH-1225**  
MZ 323, 1984  
(DAY & NIGHT GLASS)



**TH-1201**  
MAXI (ECONOVAN), W/LAMP  
(DAY & NIGHT GLASS)




**TH-1228**  
MZ 626 / 929  
FORD TELSTAR & TX5  
(DAY & NIGHT GLASS)



**TH-1226**  
MZ 323 FAMILIA 1982  
(DAY & NIGHT GLASS)




**TH-1210**  
B-1600, PICK-UP




**TH-1056**  
T-3000 / 3500 / 4000



**TH-1057**  
T-3000 / 3500 / 4000



**TH-1056N**  
MZ T-4000, 1996



**TH-1057N**  
MZ T-4000, 1996